

## eLearning - Student Help - Assessment

Log into your eLearning room by going to myRedDragon and entering your NetID and password. Click on Student Online and then on eLearning.

The screenshot shows the Cortland myRedDragon Portal. At the top left is the SUNY Cortland logo. Below it is a search bar and a navigation menu with links like 'Registrar', 'Student Accounts', 'Financial Advisement', 'Diversity', 'Essential Services', and 'Administrative Computing'. The main content area features a 'Please Login To myRedDragon' section with a 'Secure Access Login' form containing fields for 'User Name' and 'Password', and 'LOGIN' and 'CANCEL' buttons. Below the login form is a 'Popular myRedDragon Topics' section with links such as 'how do i login?', 'i am having trouble logging in', 'i am a parent and need to login', 'password reset form', 'i'm not registered and can't login', 'i graduated and can't login', 'reset password', 'elearning', 'bannerweb', 'myreddragon username', and 'myreddragon password profile'. To the right, there is a 'Student Online' section with a red header and a link to 'The Cortland eLearning system'. Below this is an 'eLearning' section with the text 'Access your online classroom directly.' and a link to 'eLearning Main Menu'. At the bottom, there is a 'Campus Announcements' section.

Click on the room that you need to submit your test and then click on Assessments under the Course Tools menu

The screenshot shows a 'Course Tools' menu with the following options: 'Course Content', 'Syllabus', 'Learning Modules', 'Mail', 'Discussions', 'Assignments', 'Assessments', 'Calendar', and 'Chat'. The 'Assessments' option is highlighted with a red box.

Click on the Assessment (quiz; mid-term; final) that you need to complete. In this case it is Exam 4 - please be aware that you professor will set the start and end times AS WELL AS the duration of the exam itself. Please pay attention to this.



## eLearning - Student Help - Assessment


Your location: **Assessments**

---

### Assessments

[View All Submissions](#) [View Statistics](#)

 Equation Creation   
Start: March 26, 2009 1:21 PM  
End: April 29, 2009 8:00 AM


 [Exam 4](#)  
Start: April 21, 2009 8:00 AM  
End: May 11, 2009 11:59 PM

Click on the blue link to be taken to the beginning of the assessment.

< Your location: [Assessments](#) > **Exam 4**

---

### Exam 4

 Description

Available starting: April 21, 2009 8:00 AM  
Available until: May 11, 2009 11:59 PM  
Duration: 150 Minute(s)  
**Note:** your completion time is measured from when you click **Begin Assessment**.

Question delivery: All at once  
**Note:** questions can be answered in any order. You can revisit questions.

Attempts allowed: 1  
Attempts completed: 0  
Grade: -/15

[Begin Assessment](#) [Instructions and Troubleshooting](#)

Please be aware that your professor also sets the number of attempts that you can have for the quiz. An attempt is counted as 1 when you click Finish. The questions can be delivered one at a time or all at once; again depending on your professor's preference.

Click on Begin Assessment:

**Exam 4**

Demo Student  
Started:  
Questions: 57

**Finish** **Save All** **Help**

**Instructions**  
Click on Save Answer after each question.

**1.** (Points: 0.26)  
Late nineteenth century music business was powered by

- a. publishers
- b. record companies
- c. aristocracy
- d. drug money

**Save Answer**

**Time** 08:50:24  
Allowed 02:30:00  
Remaining **02:29:40**

**Question Status**  
 Unanswered  
 Answer not saved  
 Answered

<b>1</b>	<b>2</b>	<b>3</b>	<b>4</b>	<b>5</b>
<b>6</b>	<b>7</b>	<b>8</b>	<b>9</b>	<b>10</b>
<b>11</b>	<b>12</b>	<b>13</b>	<b>14</b>	<b>15</b>
<b>16</b>	<b>17</b>	<b>18</b>	<b>19</b>	<b>20</b>
<b>21</b>	<b>22</b>	<b>23</b>	<b>24</b>	<b>25</b>
<b>26</b>	<b>27</b>	<b>28</b>	<b>29</b>	<b>30</b>
<b>31</b>	<b>32</b>	<b>33</b>	<b>34</b>	<b>35</b>
<b>36</b>	<b>37</b>	<b>38</b>	<b>39</b>	<b>40</b>

Your progress is monitored in the right-hand frame: Under the *Time* column, next to *Remaining*, the amount of time you have remaining is displayed. If the time is displayed in bold red text, you are nearing the end of the allotted time for the assessment. Under the *Question Status* column, the questions you have not answered are shown by a yellow circle.

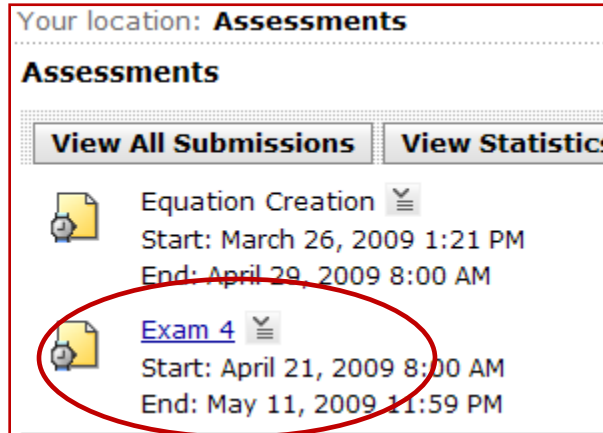
You should always click **SAVE ANSWER** after each question. If you are taking a short answer or essay exam you will need to frequently click on **SAVE ANSWER** as there IS a 20 minute time-out security feature built in. Clicking on **SAVE ANSWER** will reset that clock.

If you are bounced out of the exam due to perceived inactivity and you have NOT saved your answer; then the answer is lost. You may re-enter the exam.

Close ALL browser windows. Re-open your preferred browser and log into myRedDragon. Go to your class and the assessment area and click on your exam. As

## eLearning - Student Help - Assessment





long as you are logging in again before the END date and time then you will still see your active link:



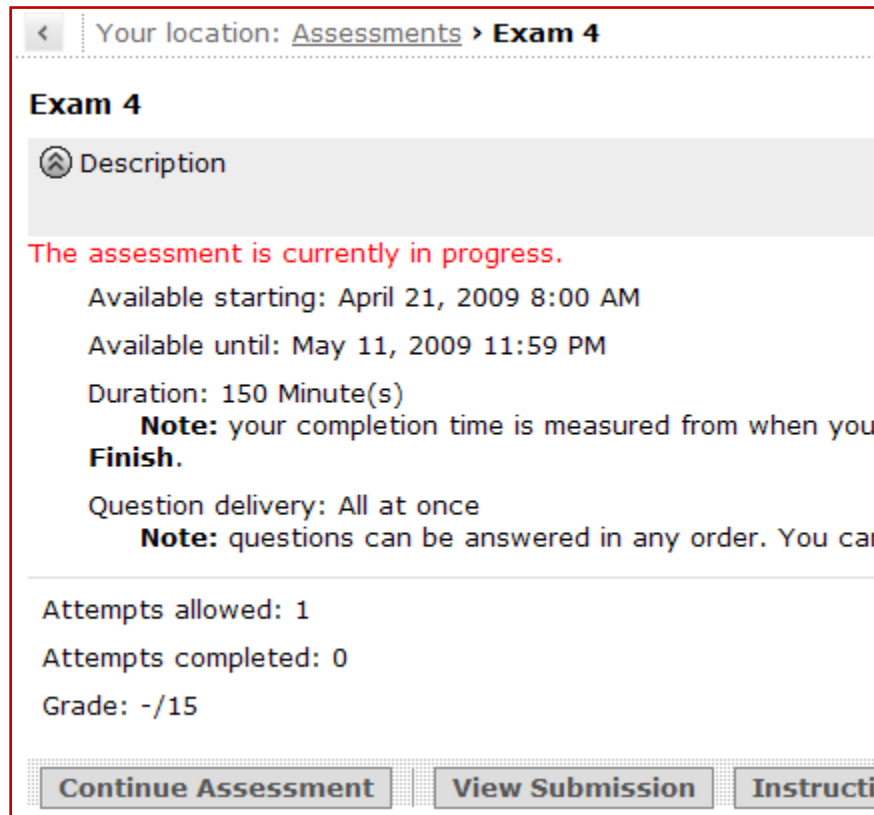
Your location: **Assessments**

### Assessments

[View All Submissions](#) [View Statistics](#)


-  Equation Creation   
Start: March 26, 2009 1:21 PM  
End: April 29, 2009 8:00 AM
-  [Exam 4](#)   
Start: April 21, 2009 8:00 AM  
End: May 11, 2009 11:59 PM

Click on the blue link to go back into the exam. You will see that the Assessment is already in progress but you will also see at the bottom that you can CONTINUE the assessment. Please click on Continue Assessment.



< Your location: [Assessments](#) > **Exam 4**

### Exam 4

 Description

The assessment is currently in progress.

Available starting: April 21, 2009 8:00 AM  
Available until: May 11, 2009 11:59 PM  
Duration: 150 Minute(s)  
**Note:** your completion time is measured from when you **Finish**.  
Question delivery: All at once  
**Note:** questions can be answered in any order. You can

---

Attempts allowed: 1  
Attempts completed: 0  
Grade: -/15

[Continue Assessment](#) [View Submission](#) [Instructions](#)

If you have any problems during your exam and you are unable to contact your professor please email [eLearninghelp@cortland.edu](mailto:eLearninghelp@cortland.edu) for assistance.