



Frequency distribution for every categorical question

Order: 10815 > Foundations of Excellence Faculty/Staff Assessment

Population: SUNY at Cortland (291 responses)

Report Selections

[Close](#)

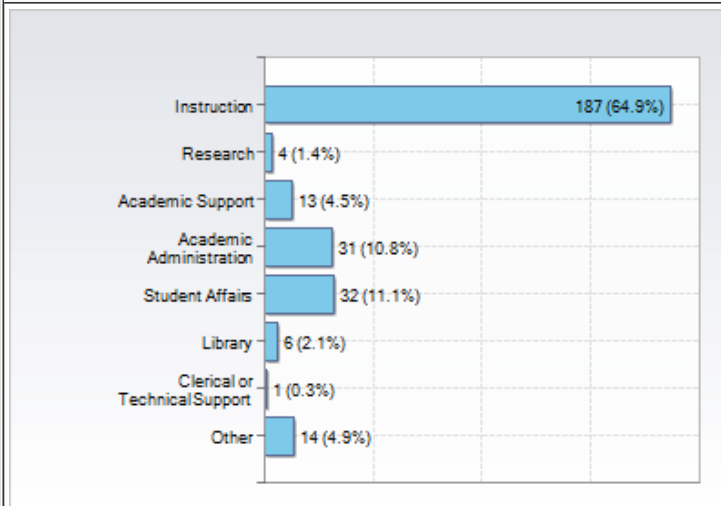
- Categorical Questions
- D001. Main Work Role/Assignment at this Institution
- D002. Number of Years Worked in Higher Education
- D003. Amount of Current Work Spent with First-Year Students

Display:  Chart  Table

[Advanced Options](#)

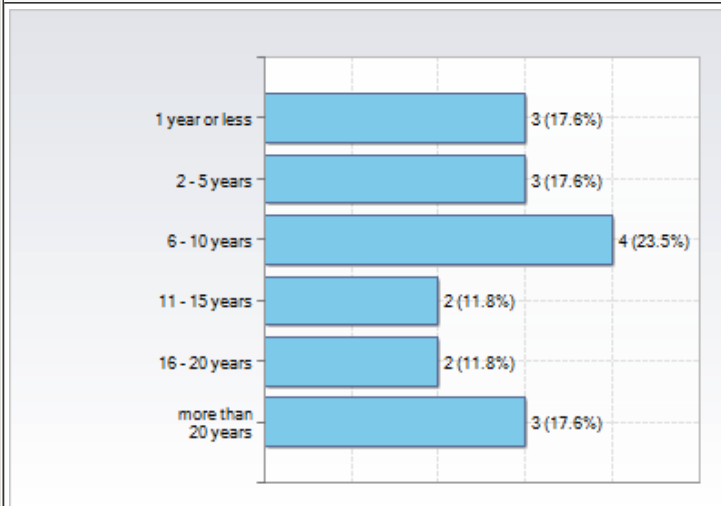
Show  Questions per page

D001. Main Work Role/Assignment at this Institution



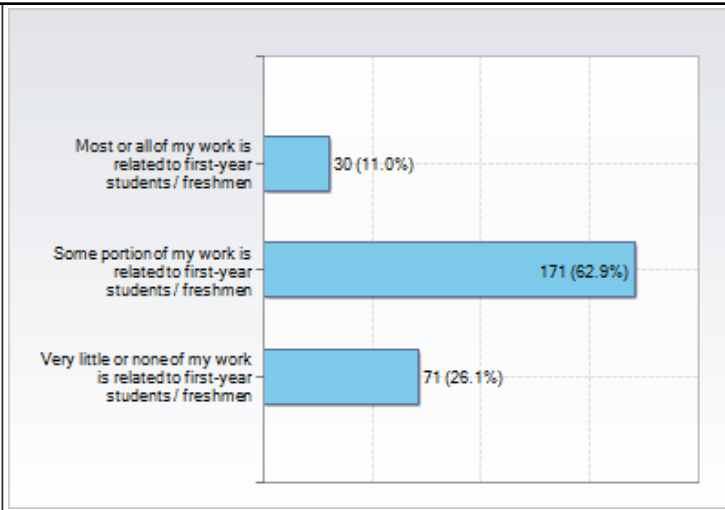
Answer	N	% of Total
Instruction	187	64.9%
Research	4	1.4%
Academic Support	13	4.5%
Academic Administration	31	10.8%
Student Affairs	32	11.1%
Library	6	2.1%
Clerical or Technical Support	1	0.4%
Other	14	4.9%

D002. Number of Years Worked in Higher Education



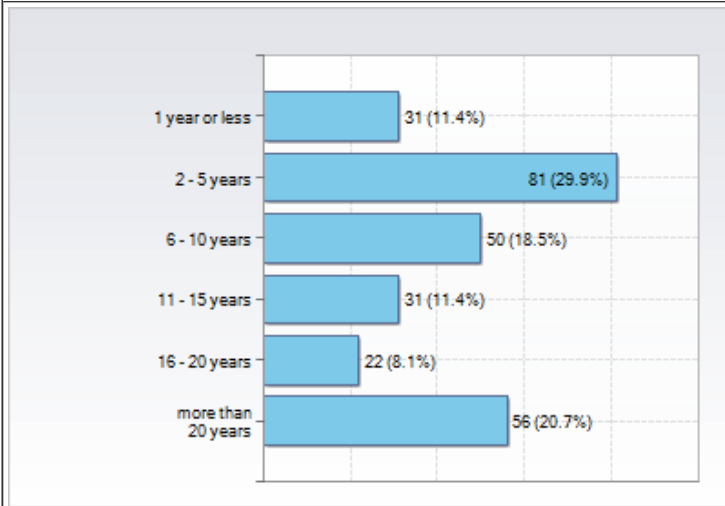
Answer	N	% of Total
1 year or less	3	17.7%
2 - 5 years	3	17.7%
6 - 10 years	4	23.5%
11 - 15 years	2	11.8%
16 - 20 years	2	11.8%
more than 20 years	3	17.7%

D003. Amount of Current Work Spent with First-Year Students



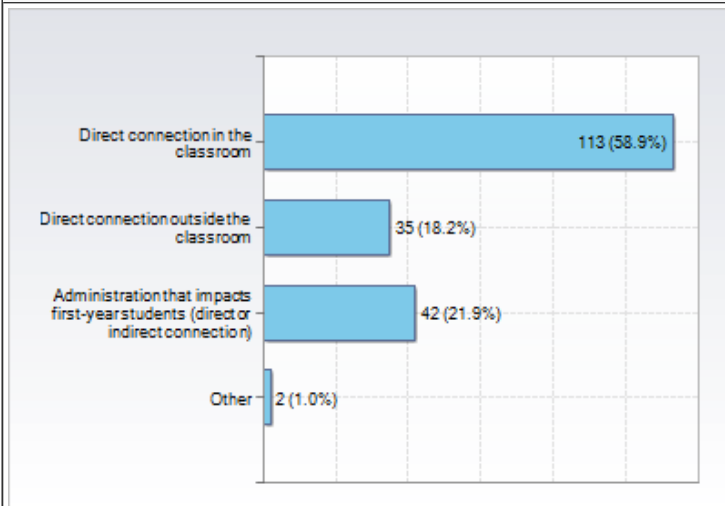
Answer	N	% of Total
Most or all of my work is related to first-year students / freshmen	30	11.0%
Some portion of my work is related to first-year students / freshmen	171	62.9%
Very little or none of my work is related to first-year students / freshmen	71	26.1%

D004. Number of Years Worked at this Institution



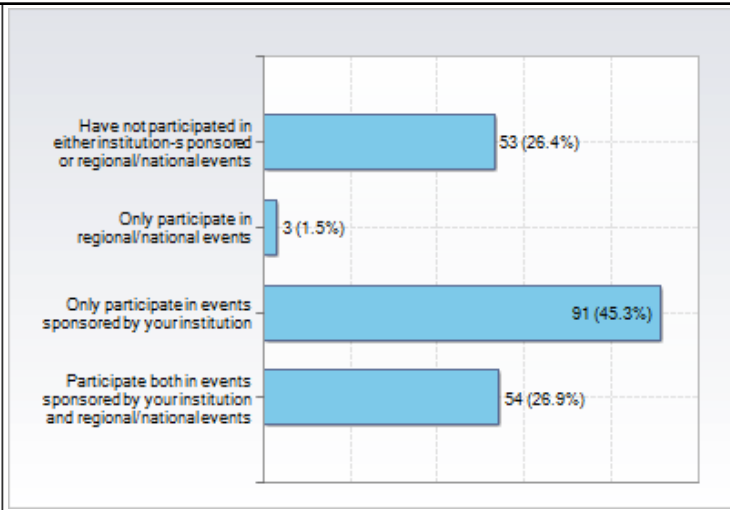
Answer	N	% of Total
1 year or less	31	11.4%
2 - 5 years	81	29.9%
6 - 10 years	50	18.5%
11 - 15 years	31	11.4%
16 - 20 years	22	8.1%
more than 20 years	56	20.7%

D005. Primary Connection with First-Year Students



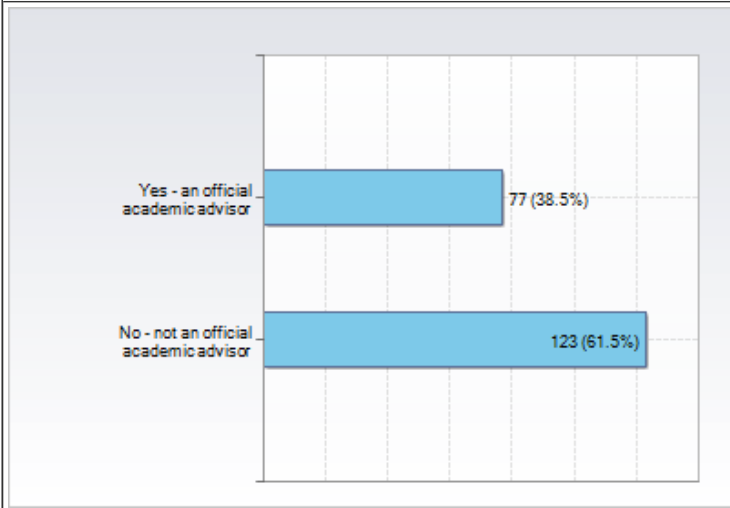
Answer	N	% of Total
Direct connection in the classroom	113	58.9%
Direct connection outside the classroom	35	18.2%
Administration that impacts first-year students (direct or indirect connection)	42	21.9%
Other	2	1.0%

D006. Professional Development that Addresses First Year Issues



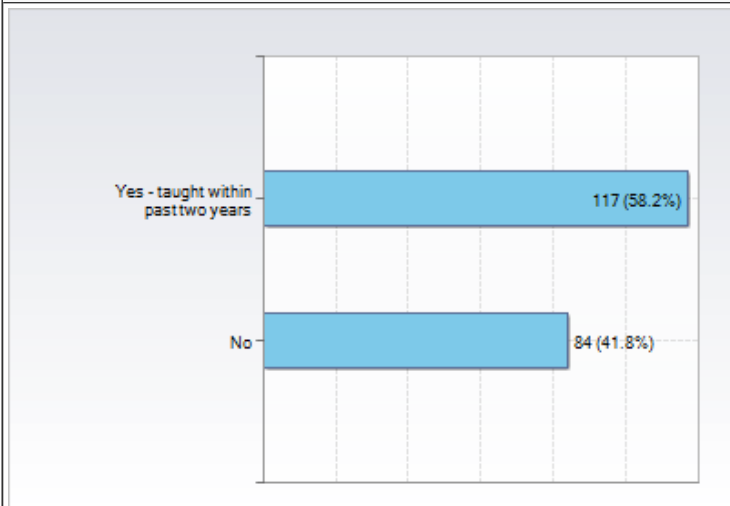
Answer	N	% of Total
Have not participated in either institution-sponsored or regional/national events	53	26.4%
Only participate in regional/national events	3	1.5%
Only participate in events sponsored by your institution	91	45.3%
Participate both in events sponsored by your institution and regional/national events	54	26.9%

D007. Official Academic Advisor Status



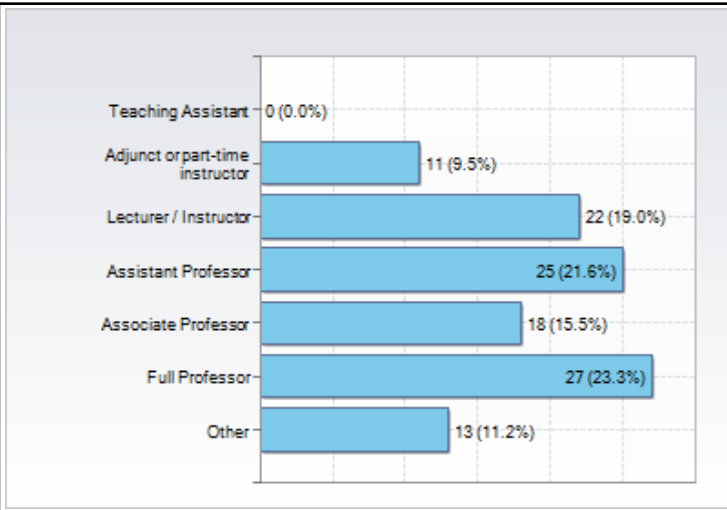
Answer	N	% of Total
Yes - an official academic advisor	77	38.5%
No - not an official academic advisor	123	61.5%

D008. Recently Taught First-Year Students (Excluding Current Term)



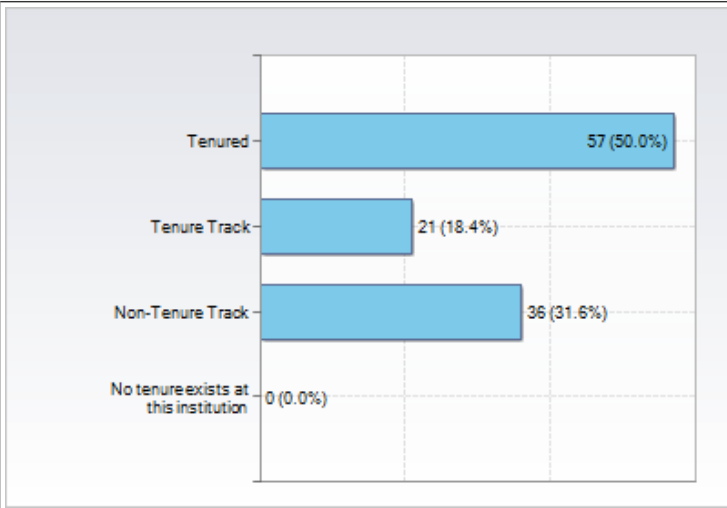
Answer	N	% of Total
Yes - taught within past two years	117	58.2%
No	84	41.8%

D009. Academic Rank



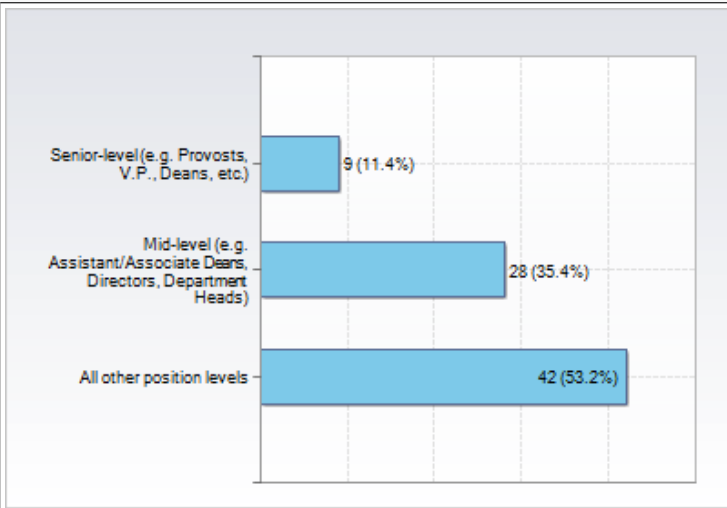
Answer	N	% of Total
Teaching Assistant	0	0.0%
Adjunct or part-time instructor	11	9.5%
Lecturer / Instructor	22	19.0%
Assistant Professor	25	21.6%
Associate Professor	18	15.5%
Full Professor	27	23.3%
Other	13	11.2%

D010. Tenure Status



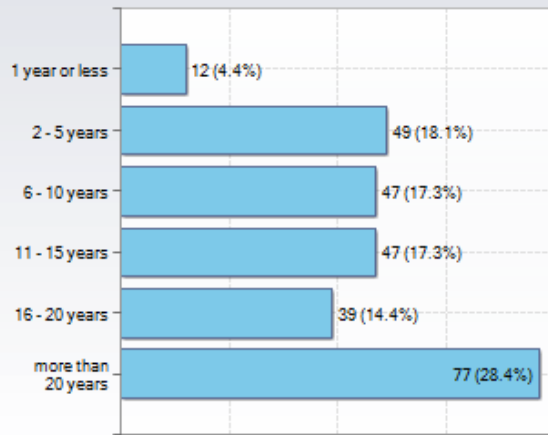
Answer	N	% of Total
Tenured	57	50.0%
Tenure Track	21	18.4%
Non-Tenure Track	36	31.6%
No tenure exists at this institution	0	0.0%

D011. Position Level



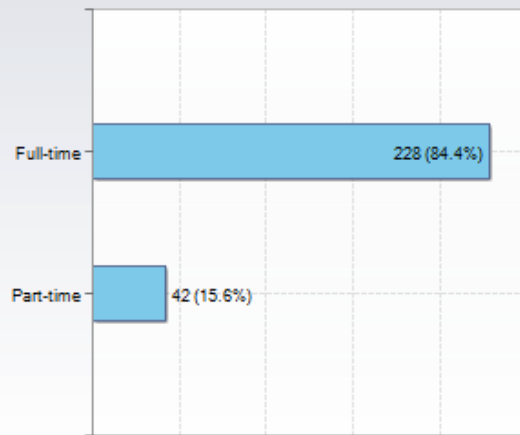
Answer	N	% of Total
Senior-level (e.g. Provosts, V.P., Deans, etc.)	9	11.4%
Mid-level (e.g. Assistant/Associate Deans, Directors, Department Heads)	28	35.4%
All other position levels	42	53.2%

D012. Number of Years in Higher Education



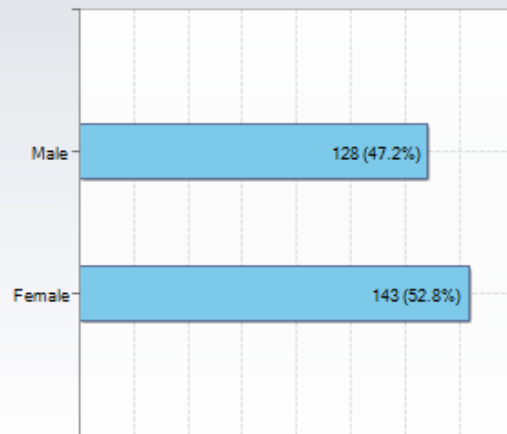
Answer	N	% of Total
1 year or less	12	4.4%
2 - 5 years	49	18.1%
6 - 10 years	47	17.3%
11 - 15 years	47	17.3%
16 - 20 years	39	14.4%
more than 20 years	77	28.4%

#### D013. Employment Status



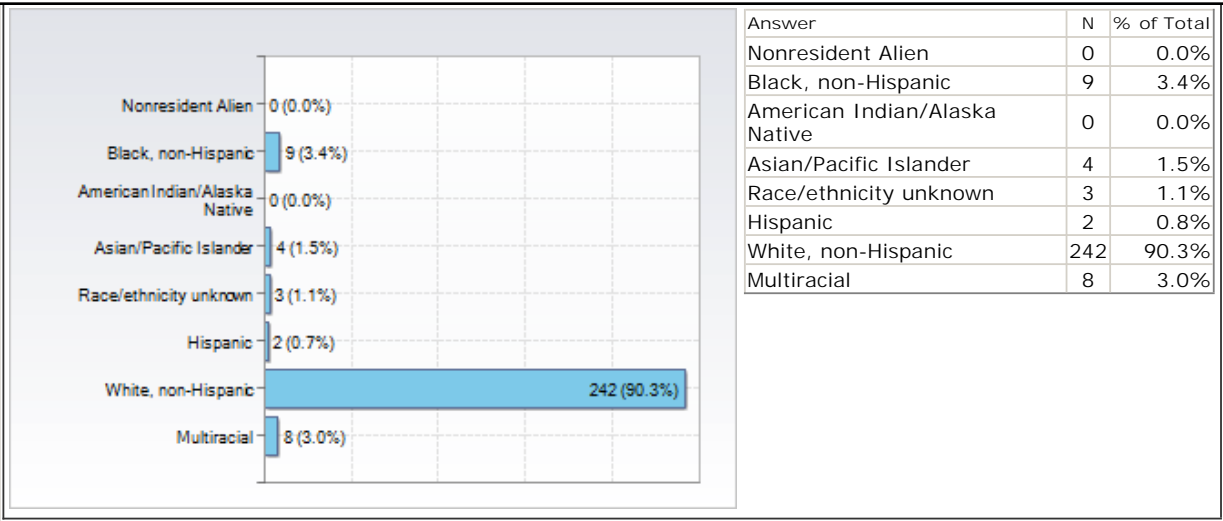
Answer	N	% of Total
Full-time	228	84.4%
Part-time	42	15.6%

#### D014. Gender



Answer	N	% of Total
Male	128	47.2%
Female	143	52.8%

#### D015. Racial / Ethnic Group



[back to top](#)

Report: Categorical Questions  
 Report Generated: 4/18/2007 12:19 PM

Foundations of Excellence Faculty/Staff Assessment (Order:  
 10815)

Population: SUNY at Cortland

Copyright EBI 2007, May not be reproduced without permission